

Name: \_\_\_\_\_


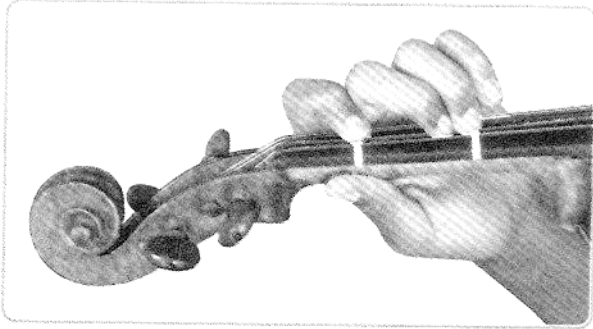
Date: \_\_\_\_\_

Subject/Cohort: \_\_\_\_\_

**Learning Target:**

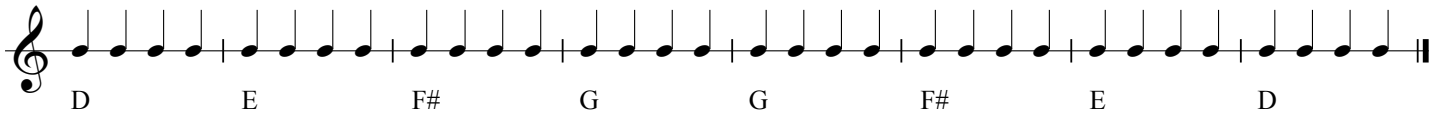
- I can perform the notes D, E, F#, G, and A with excellent posture, correct position, and good tone.

**First Tunes – VIOLIN**

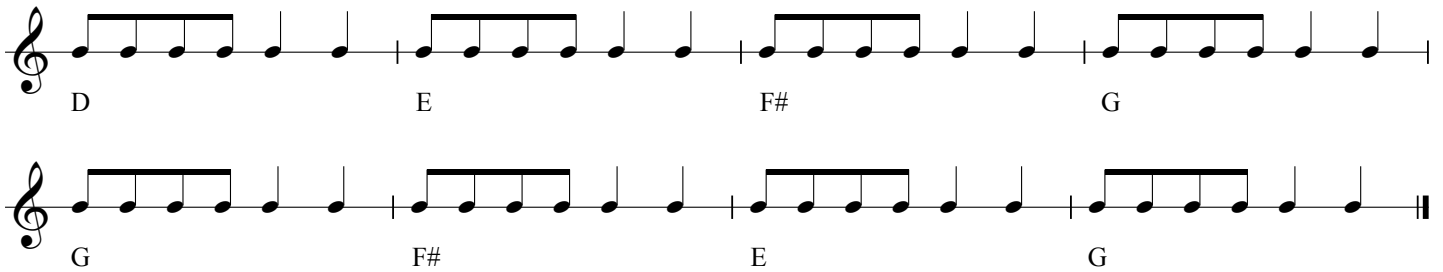


1<sup>st</sup> finger, whole step above open string.  
2<sup>nd</sup> finger high, close to 3<sup>rd</sup>.

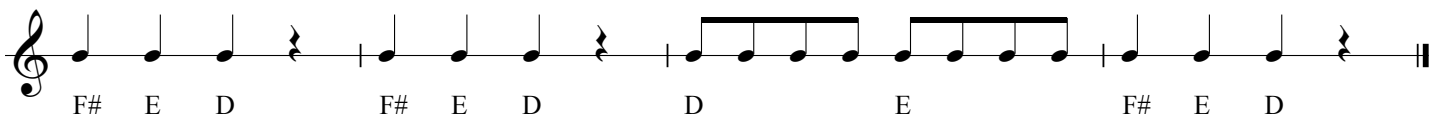
**D Ladder**



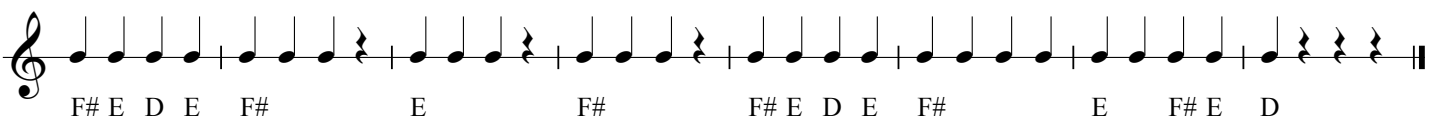
**Motorcycles on the D Ladder**



**Hot Cross Buns**



**Mastery Tune #1: Mary's Shark (Folk)**



### Mastery Tune #2: Jingle Bells (Holiday)

Two staves of musical notation for 'Jingle Bells (Holiday)'. The first staff contains the first 10 notes: F#, F#, F# A D E F#, G, G F#, F# E, F# E A. The second staff contains the next 10 notes: F#, F#, F# A D E F#, G, G F#, A G E D D.

### Mastery Tune #3: Ode to Joy (Classical)

Two staves of musical notation for 'Ode to Joy (Classical)'. The first staff contains the first 14 notes: F#, G A A G F# E D, E F# F# E, F#, G A A G F# E D, E F# E D. The second staff contains the next 14 notes: E F# A E F# G F# A, E F# G F# E D E A, F#, G A A G F# E D D E F# E D.

### Mastery Tune #4: Twinkle Twinkle (Classical)

Two staves of musical notation for 'Twinkle Twinkle (Classical)'. The first staff contains the first 14 notes: D A B A G F# E D, A G F# E. The second staff contains the next 14 notes: A G F# E D A B A G F# E D.

### Mastery Tune #5: MELS Song (Hip-Hop/R&B)

Two staves of musical notation for 'MELS Song (Hip-Hop/R&B)'. The first staff contains the first 14 notes: E F#, F#, F# E A, F#, E A, F# D E D E, F#. The second staff contains the next 14 notes: D D E D A, D D E D A, A A G F#, E F# E F#, E F#.